

Installation Instructions

TBX-3LC Power Connection Boot Kit

Applications

The TBX-3LC Boot Kit is used for power connection of BSX, RSX, TSX, VSX self-regulating heating cables.

Kit Contents:

Item	Qty	Description
1	1	Power Connection Boot
2	1	RTV Tube

①



②



Tools Required

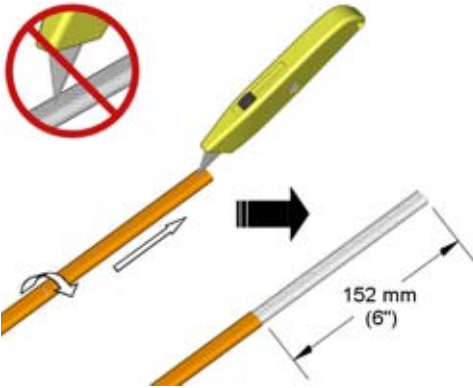


Warnings

- Due to the risk of electrical shock, arcing and fire caused by product damage or improper usage, installation or maintenance, a ground-fault protection device is required.
- Installation must comply with Thermon requirements (including form PN 50207U for Ex systems) and be installed in accordance with the NEC, CEC, or any other applicable national and local codes.
- Component approvals and performance ratings are based on the use of Thermon specified parts only.
- Keep ends of heating cable and kit components dry before and during installation.



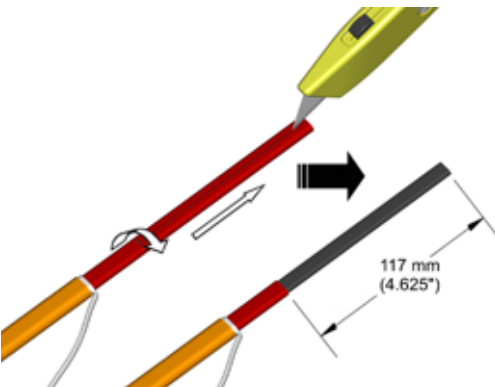
1. Cut off end of cable.



2. Cut and remove overjacket. Do not cut metallic braid.



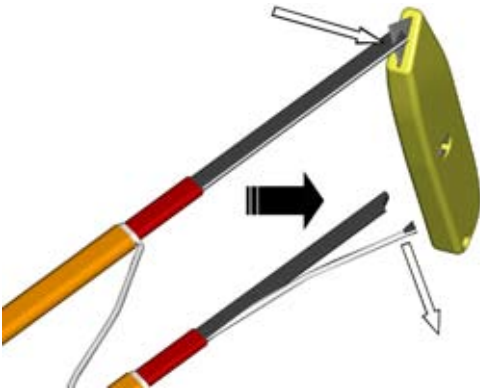
3. Separate braid strands and pull cable through opening in braid. Twist braid into a pigtail. Trim ends of braid.



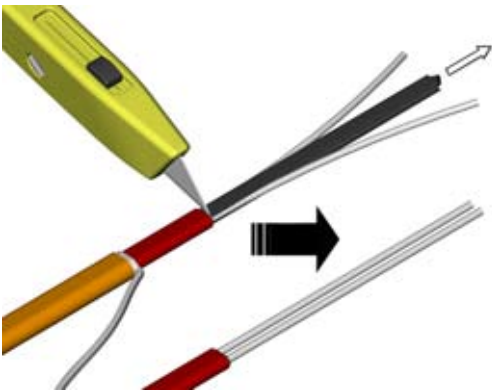
4. Cut and remove primary insulation jacket. Omit this step for VSX cable.



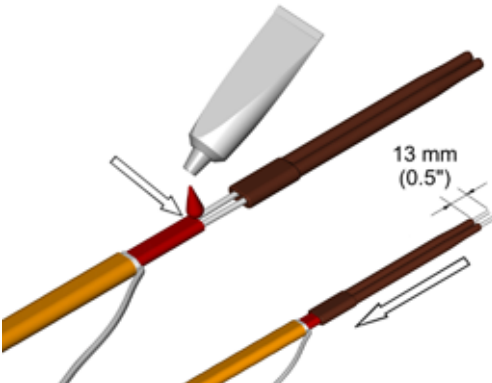
- 5.** Skive outside edges of black matrix. Do not cut bus wire strands. See page 4 for TSX cable matrix removal tips.




- 6.** Cut V-notch in matrix and pull bus wires from matrix.




- 7.** Cut and remove remaining center core of matrix.



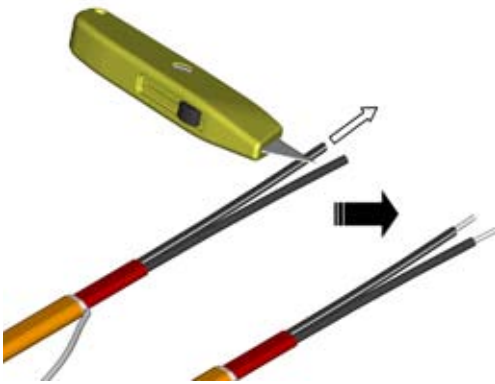
- 8.** Apply a liberal amount of RTV sealant to cable and slide boot onto the end of the cable.



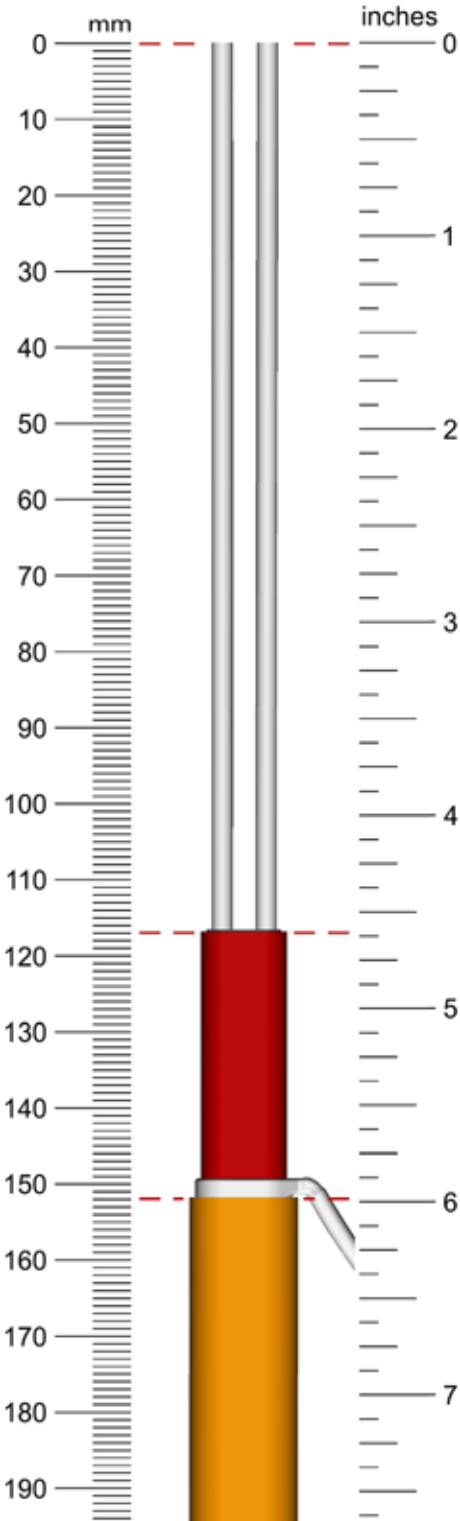
A1. Cut matrix core between inside edges of conductors. Do not cut bus wire strands.



A2. Cut and remove remaining matrix core.



A3. Strip off matrix material at end of conductors.



Form No. 50071 (07/06)

Thermon Europe B.V.
Boezemweg 25 • 2461 KG Pijnacker • The Netherlands
Phone: +31 (0) 15-36 15370



Thermon Manufacturing Company
100 Thermon Drive • P.O. Box 609 • San Marcos, Texas 78667-0609
Phone: (512) 396-5801 • Fax: (512) 396-3627 • 1-800-820-HEAT
www.thermon.com