

TFK™ Channels for Heat Tracing Service¹

Product Specifications

Application . . .

TFK Channels², are specifically designed to enclose, protect and permanently secure heat tracing to utility pipelines or tanks. Available in galvanized or stainless steel construction, several sizes ensure uniform coverage of heat transfer compound for specific tubing diameters. TFK channels also provide protection for the heat transfer compound and tracer while assuring contact between the tracer and the pipeline or tank to which it is attached.

The TFK channels are held in place by 304 stainless steel banding straps to anchor the tracer to the pipeline or tank and help bond the heat transfer compound to the tracer. A tracing system with TFK channels should maintain a solid thermal connection to the heated surface and retains maximum heat transfer capability for as long as the pipeline or vessel is in service.

Specifications . . .

Catalog Number	Nominal TFK Channel Dimensions				Material Steel
	Width in (mm)	Height in (mm)	Length ft (m)	Thickness in (mm)	
TFK-4	1.18 (30)	.84 (21)	4 (1.2)	.04 (1.0)	Rigid Galvanized
TFK-6	2.00 (51)	1.00 (25)	4 (1.2)	.03 (0.7)	Flexible Stainless
TFK-7	1.62 (41)	1.22 (31)	4 (1.2)	.04 (1.0)	Rigid Galvanized
TFK-8	0.66 (17)	.75 (19)	4 (1.2)	.04 (1.0)	Rigid Galvanized
TFK-9	2.50 (64)	1.75 (44)	4 (1.2)	.06 (1.6)	Rigid Galvanized

Benefits . . .

- Permanently secures tracer to heated surface
- Provides additional mechanical protection
- Reduces installation time
- Assures uniform coverage of heat transfer compound
- Provides some weatherproofing until insulation completed
- May be installed on existing piping


Note . . .

1. Other sizes may also be available for other heat tracing applications.
2. May also be referred to as Clamp-on or Strap-on Jackets.



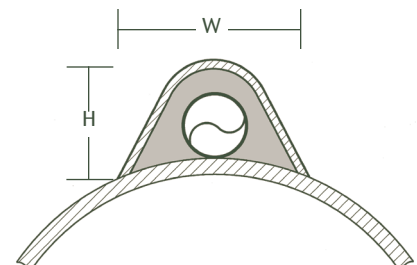
THERMON . . . The Heat Tracing Specialists®

100 Thermon Dr. • PO Box 609 • San Marcos, TX 78667-0609
 Phone: 512-396-5801 • Facsimile: 512-396-3627 • **800-820-HEAT**
 www.thermon.com In Canada call **800-563-8461**

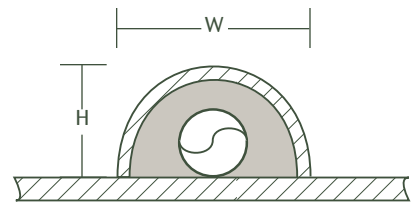


Description . . .

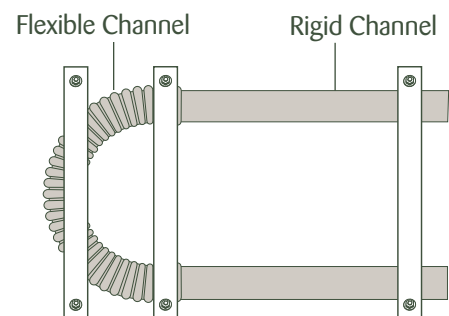
TFK sections are shipped in 4-foot (1.22 m) lengths and are packaged 25 sections per box.



Rigid Channel Cross Section
(TFK-4, TFK-7, TFK-8 and TFK-9)



Flexible Channel Cross Section
(TFK-6)



Typical Installation on Horizontal Tank with
Flexible and Rigid TFK Channels

ISO 9001
REGISTERED